

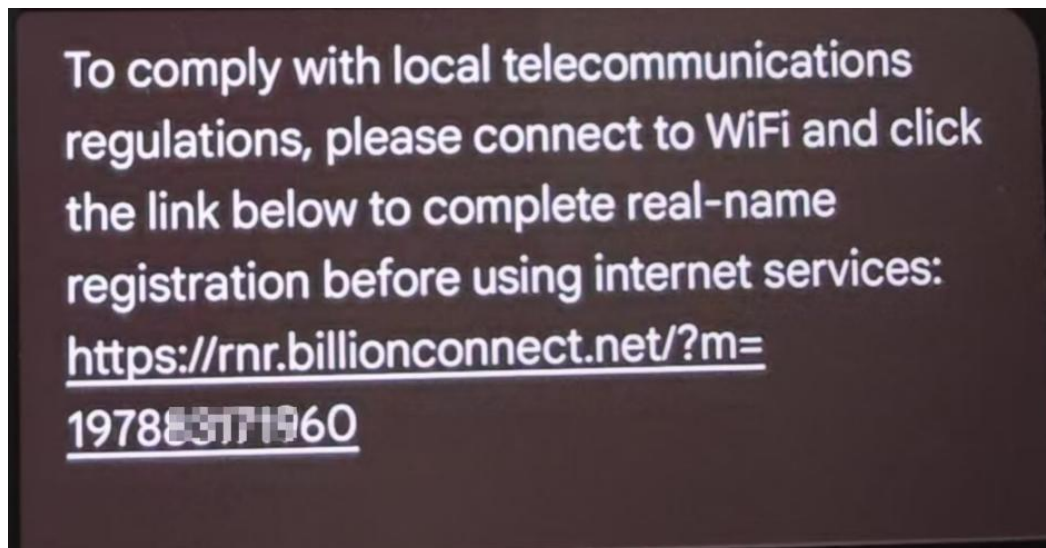
## Real-Name Registration Process

Upon arrival at your destination, you must complete the real-name registration process.

### 1. Start Real-Name Registration

Upon arrival at your destination, you will receive an SMS containing a registration link. Please ensure you are connected to Wi-Fi before clicking the link to begin.

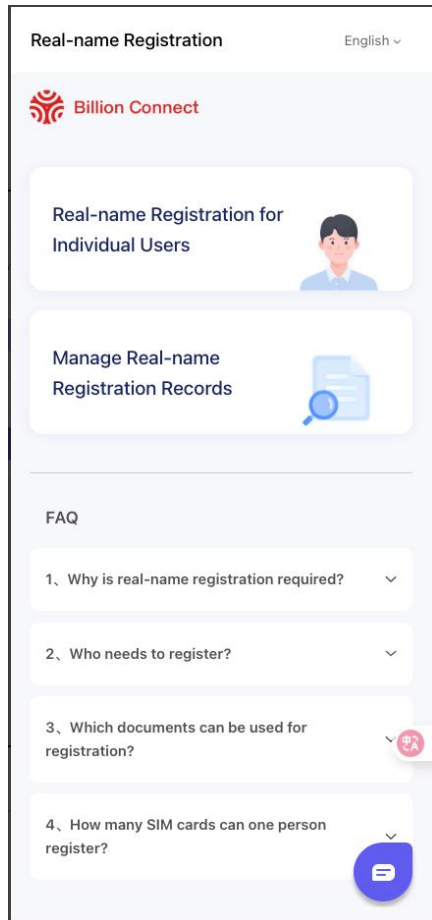
Example SMS Screenshot:



### 2. Registration Steps

#### Step 1: Open the Registration Link

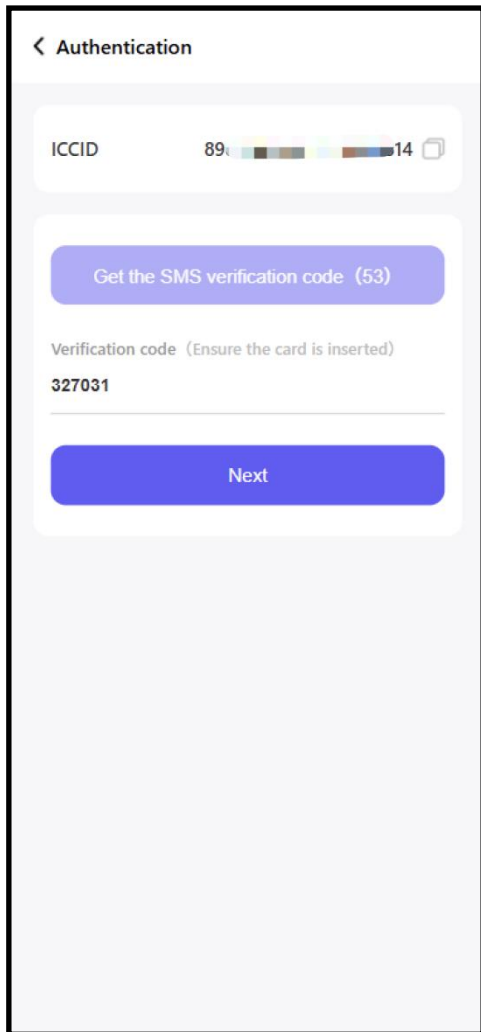
- Click the link in the text message to enter the authentication page.
- Click **"Real-name Registration for Individual Users"**



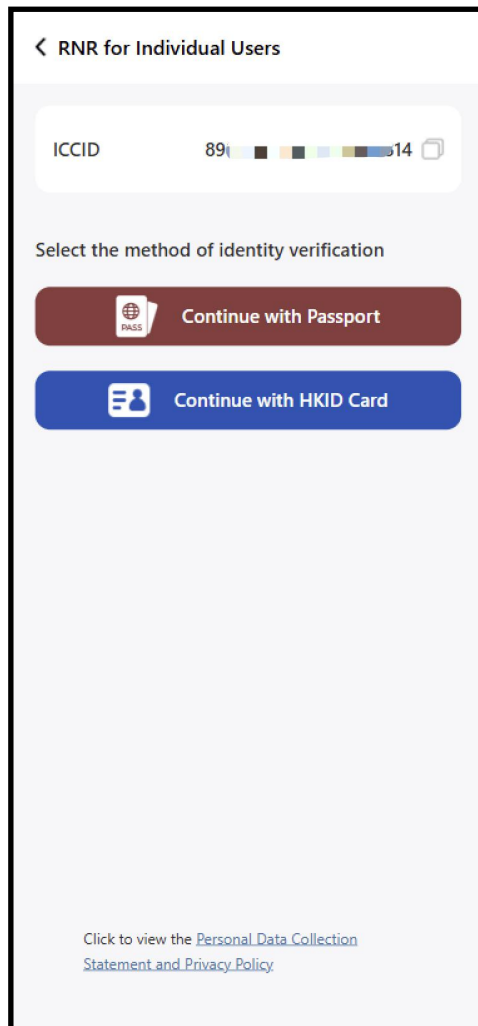
## Step2: Enter the One-time Password

- Click Get the SMS verification code and enter it.
- Click "Next" to continue.

Example Screenshot



**Step3: Select an authentication method  
Supports Hong Kong ID card and passport**



#### **Step 4: After taking a photo of your ID, confirm your personal information and submit**

- Check whether the personal information recognized by the system is correct.
- If there is an error, you can correct it manually.
- Click "Submit"

#### **Note:**

1. Please use the original document for photography.
2. When taking photos, please place the document flat on a clean and tidy surface as a background.
3. Please take a clear photo of the front of the document, keeping the edges and corners intact.
4. When taking photos, please avoid dark images and reflections.

## Example Screenshot

< RNR for Individual Users

ICCID 89... 4

### Tips

When taking photos of the certificate, please pay attention to the following points:

1. Please use the original certificate for photographing.
2. When taking the photo, please place the certificate flat on a clean and tidy surface as the background.
3. Please take a clear photo of the front side of the certificate, keeping the edges and corners intact.
4. When taking the photo, please avoid a too dark image or reflection.

The following documents will not be accepted for registration:

I confirm that I don't have a Hong Kong Identity Card.

OK

[Click to view the Personal Data Collection Statement and Privacy Policy](#)

< Registration Information

Passport Country\*

Passport Number\*

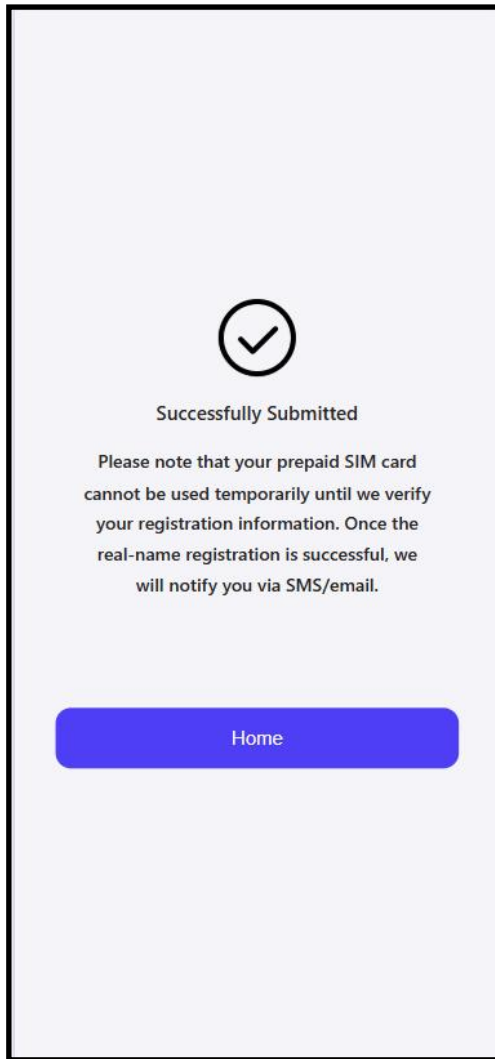
Passport Validity\*

Certificate Photo\*

I hereby declare that all the information submitted is accurate and consistent with the information on the documents, and I will bear the corresponding legal responsibilities.

Submit

## 3. Verification Process & Results



The following is the text message content received by the user after successful real-name authentication.

